



How to use Action Select Control on UI5 page

Project name: ActionSelect

Package version: 1.0.14

| Version of document | Date | Description |
|---------------------|---------------|------------------|
| 1 | June 16, 2021 | Document created |

TABLE OF CONTENTS

| | |
|---|----|
| INTRODUCTION | 4 |
| IMPORTANT RECOMMANDATION | 5 |
| General | 5 |
| Reuse the sample as a new project | 5 |
| DESCRIPTION | 7 |
| Settings | 7 |
| <i>Environment variables</i> | 7 |
| <i>Dependent packages</i> | 7 |
| Captures | 7 |
| <i>Samples-Action Select</i> | 7 |
| Datatypes | 7 |
| Automations..... | 7 |
| <i>Action Select</i> | 7 |
| VERSION | 9 |
| SAP Build Process Automation | 9 |
| Target application | 9 |
| PREREQUISITES..... | 10 |
| Global setup..... | 10 |
| Specific steps to follow before launching the agent | 10 |
| EXPECTED OUTPUT | 11 |

INTRODUCTION

This document describes the SAP Build Process Automation sample **Action Select** and provides the following information:

- Description (functional and technical)
- Version used to generate this sample

It also contains information on prerequisites, such as the steps to follow before launching the agent.

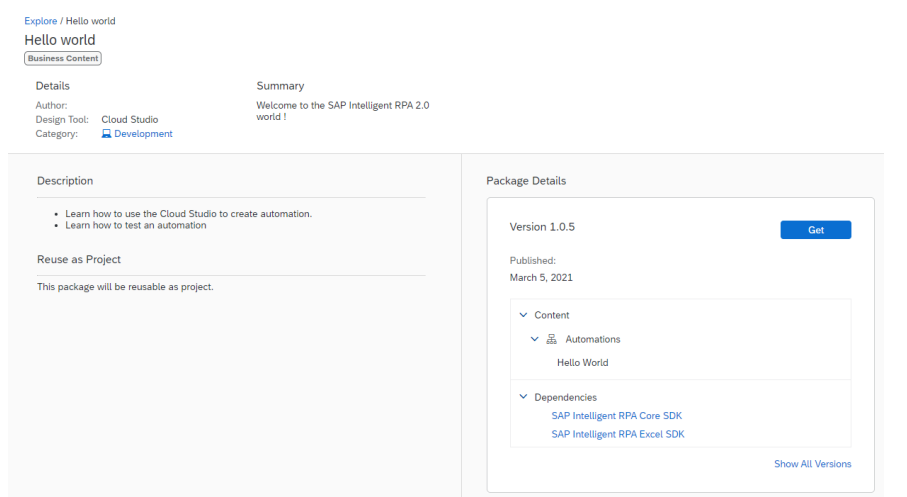
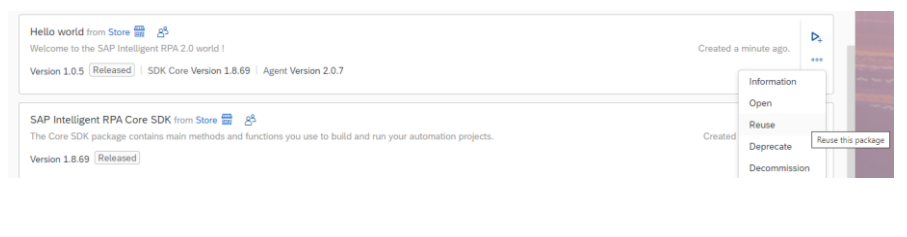
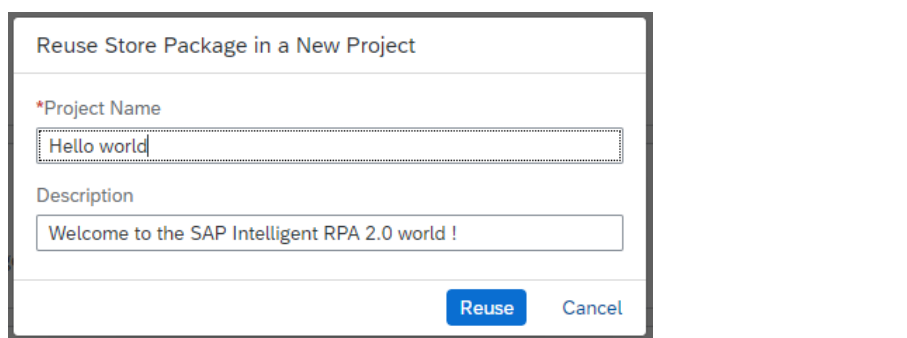
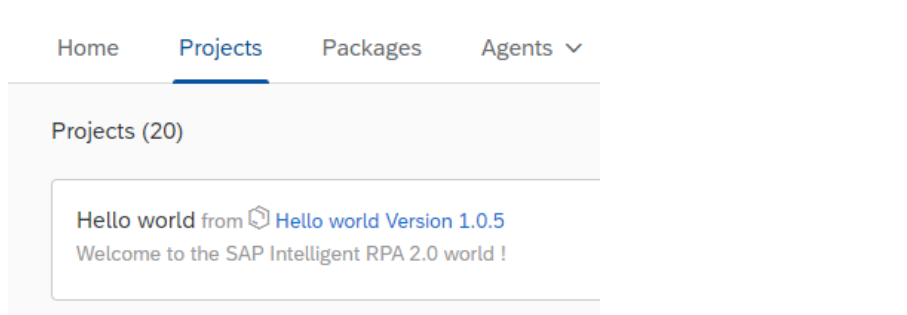
IMPORTANT RECOMMENDATION

General

To use this sample, you need to have a basic knowledge and understanding of SAP Build Process Automation tool. At the very least you need to know how to build an automation, add and modify activities and generate a package.

Reuse the sample as a new project

Note: screenshot might display a different name than the one of this sample.

| | |
|--|--|
| <p>From the Cloud Factory, open the Store tab and select the sample you want to retrieve.</p> <p>Click on the Get button.</p> |  <p>Explore / Hello world Hello world (Business Content)</p> <p>Details Author: Cloud Studio Design Tool: Cloud Studio Category: Development</p> <p>Summary Welcome to the SAP Intelligent RPA 2.0 world !</p> <p>Description</p> <ul style="list-style-type: none"> Learn how to use the Cloud Studio to create automation. Learn how to test an automation <p>Reuse as Project This package will be reusable as project.</p> <p>Package Details</p> <p>Version 1.0.5 Get</p> <p>Published: March 5, 2021</p> <p>Content</p> <ul style="list-style-type: none"> Automations <ul style="list-style-type: none"> Hello World <p>Dependencies</p> <ul style="list-style-type: none"> SAP Intelligent RPA Core SDK SAP Intelligent RPA Excel SDK <p>Show All Versions</p> |
| <p>Once the package is retrieved, open the Packages tab of the Cloud Factory.</p> <p>Click on the Options button of the package you just retrieved and select the option Reuse.</p> |  <p>Hello world from Store Welcome to the SAP Intelligent RPA 2.0 world ! Version 1.0.5 (Released) SDK Core Version 1.8.69 Agent Version 2.0.7 Created a minute ago.</p> <p>SAP Intelligent RPA Core SDK from Store The Core SDK package contains main methods and functions you use to build and run your automation projects. Version 1.8.69 (Released) Created</p> <p>Information Open Reuse Deprecate Decommission</p> <p>Reuse this package</p> |
| <p>Set a name for the project to be created.</p> |  <p>Reuse Store Package in a New Project</p> <p>*Project Name Hello world</p> <p>Description Welcome to the SAP Intelligent RPA 2.0 world !</p> <p>Reuse Cancel</p> |
| <p>Open the project that has just been created.</p> |  <p>Home Projects Packages Agents</p> <p>Projects (20)</p> <p>Hello world from Hello world Version 1.0.5 Welcome to the SAP Intelligent RPA 2.0 world !</p> |
| <p>If needed, update the content of this project, and generate a new package from it.</p> | |

You need to execute this procedure to be able to open the project and see all its content (the captured applications, the declared items, the automations, etc.).

DESCRIPTION

This package contains captures, datatype and automations that are described below. See chapter [Version](#) for more details about the version of the Desktop Agent and the SDK dependencies.

Settings

This section describes the settings of the project such as environment variables or dependent packages that are used in the automation.

Environment variables

N/A

Dependent packages

N/A

Captures

This section describes the captures which were made to pilot the application in this sample. It will also describe the different methods which were used to capture the pages and declare the items.

Samples-Action Select

Type: WEB

Framework: SAPUI5

| Screen | Description |
|-------------------------|--|
| Samples - Action Select | The item Action Select belongs to Element Class: SAPUI5 ActionSelect, and it uses class as criterion |

Datatypes

This section describes the datatype used in this sample. It describes the structure of the datatype and where it is used in the automations.

N/A

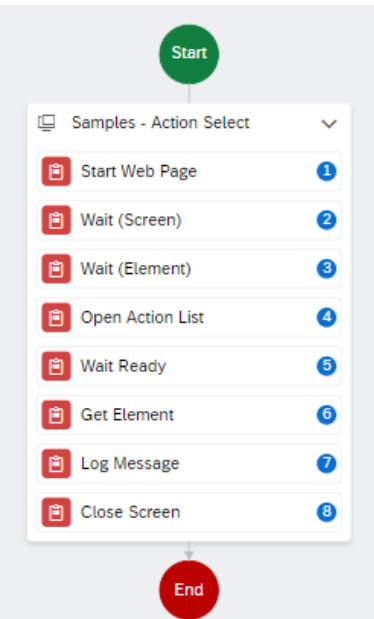
Automations

Action Select

Type: Attended / Unattended

Input: None

Output: None

| | |
|---|---|
|  | <p>First the agent starts the web page: https://sapui5.hana.ondemand.com/1.86.0/#/entity/sap.m.ActionSelect/sample/sap.m.sample.ActionSelect</p> <p>in Chrome. Then it opens the drop-down action list and gets the elements in the action list. After that, the agent generates a log message in the test console which contains the elements information in the action list. At last, the agent will close the web page.</p> |
|---|---|

VERSION

The product versions used to generate this sample are detailed below. This sample is provided “as is”, with no warranty that it will work correctly with other versions. If some versions of your software are different (such as the tool version or the target application version), you may need to recapture the application and/or update the workflow activities.

SAP Build Process Automation

This sample targets the Desktop Agent **2.0.1012** or higher.

The following SDK dependencies were used to generate this sample:

| | |
|--------------|---------|
| irpa_core | 1.12.55 |
| irpa_excel | 1.12.55 |
| irpa_outlook | N/A |
| irpa_pdf | N/A |
| irpa_ui5 | 1.12.55 |
| irpa_word | N/A |

See [documentation](#) for more details about the compatibility between SDK version and Desktop Agent.

Target application

| Application | Version |
|--|---|
| SAPUI5 SDK Demo Kit (https://sapui5.hana.ondemand.com/1.86.0/#/entity/sap.m.ActionSelect/sample/sap.m.sample.ActionSelect) | N/A Date of last test: 2021/06/16 |

PREREQUISITES

Global setup

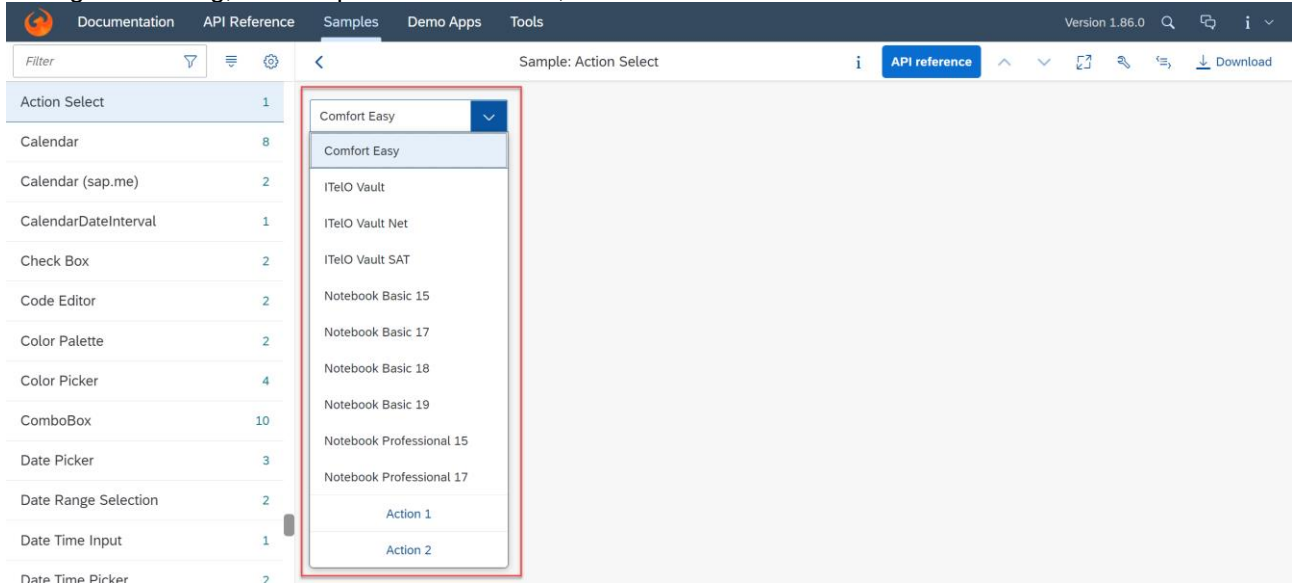
SAP Build Process Automation must be installed in accordance with the installation guide available [here](#). An SAP Build Process Automation Factory must be available with a suitable environment (containing an agent). All information can be found in the “Getting Started” section accessible via the above link.

Specific steps to follow before launching the agent

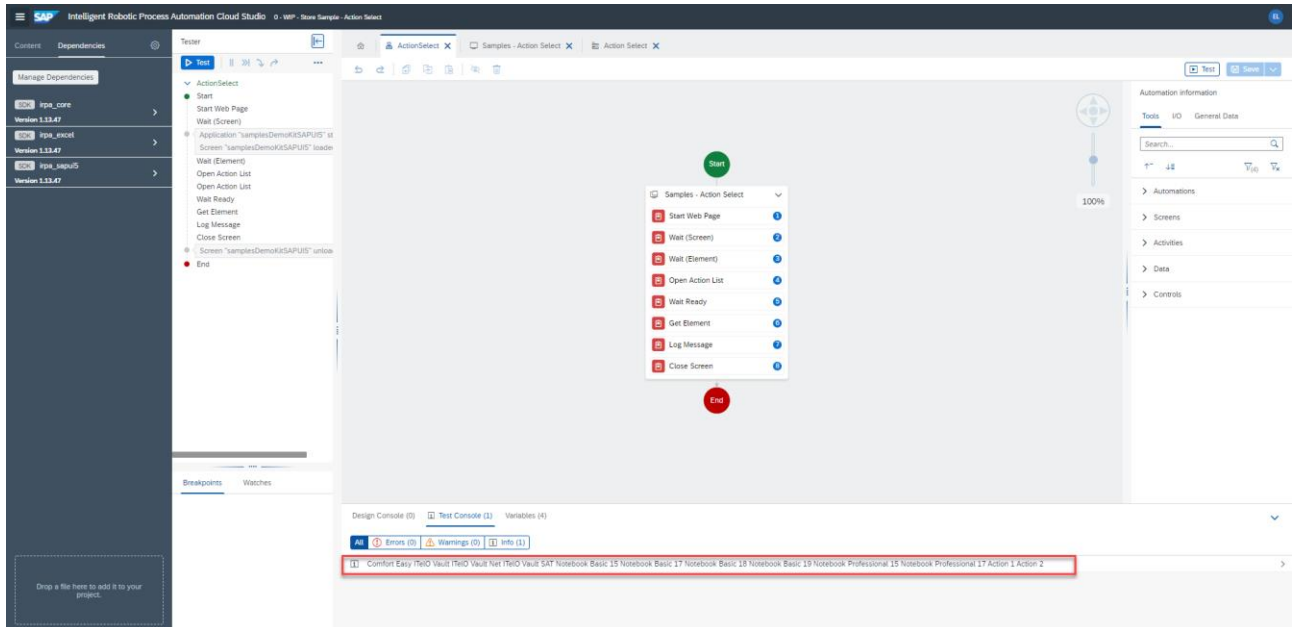
N/A

EXPECTED OUTPUT

During bot running, after it opens the action list, user will see the screen below.



After the bot completes the execution, it will close the web page. User can check the test console area to find the result.



www.sap.com/contactsap

© 2019 SAP SE or an SAP affiliate company. All rights reserved.

No part of this publication may be reproduced or transmitted in any form or for any purpose without the express permission of SAP SE or an SAP affiliate company.

The information contained herein may be changed without prior notice. Some software products marketed by SAP SE and its distributors contain proprietary software components of other software vendors. National product specifications may vary.

These materials are provided by SAP SE or an SAP affiliate company for informational purposes only, without representation or warranty of any kind, and SAP or its affiliated companies shall not be liable for errors or omissions with respect to the materials. The only warranties for SAP or SAP affiliate company products and services are those that are set forth in the express warranty statements accompanying such products and services, if any. Nothing herein should be construed as constituting an additional warranty.

In particular, SAP SE or its affiliated companies have no obligation to pursue any course of business outlined in this document or any related presentation, or to develop or release any functionality mentioned therein. This document, or any related presentation, and SAP SE's or its affiliated companies' strategy and possible future developments, products, and/or platform directions and functionality are all subject to change and may be changed by SAP SE or its affiliated companies at any time for any reason without notice. The information in this document is not a commitment, promise, or legal obligation to deliver any material, code, or functionality. All forward-looking statements are subject to various risks and uncertainties that could cause actual results to differ materially from expectations. Readers are cautioned not to place undue reliance on these forward-looking statements, and they should not be relied upon in making purchasing decisions.

SAP and other SAP products and services mentioned herein as well as their respective logos are trademarks or registered trademarks of SAP SE (or an SAP affiliate company) in Germany and other countries. All other product and service names mentioned are the trademarks of their respective companies. See www.sap.com/copyright for additional trademark information and notices.

THE BEST RUN

