



OpenSAP RPA5 - Week 2

Package version: 1.0.0

Version of document	Date	Description
1	24 August 2021	Document created

TABLE OF CONTENTS

INTRODUCTION	4
IMPORTANT RECOMMENDATION	5
General	5
Reuse the sample as a new project	5
PREREQUISITES.....	6
Global setup	6
Specific steps to follow before testing the automations.....	6
VERSION	7
SAP Intelligent RPA	7
Target application	7

INTRODUCTION

This document describes the SAP Intelligent Robotic Process Automation package **OpenSAP RPA5 - Week 2** and provides the following information:

- Requirements
- Version used to generate this package

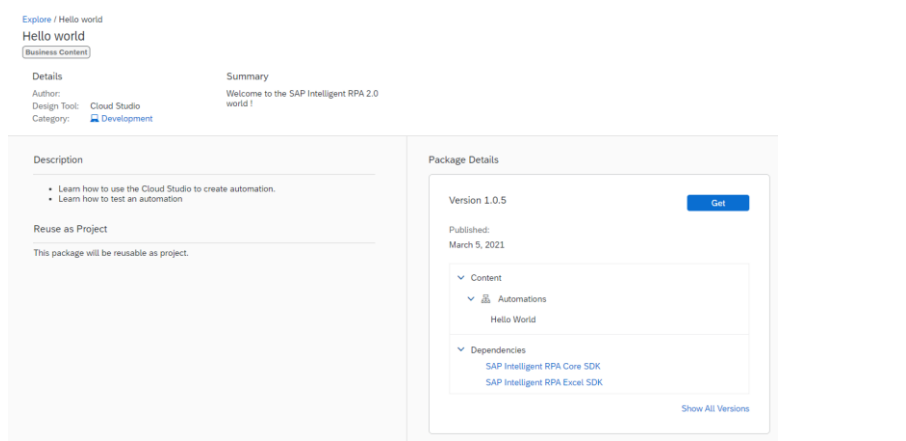
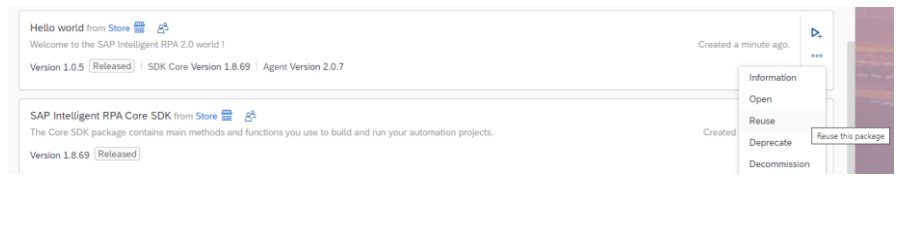
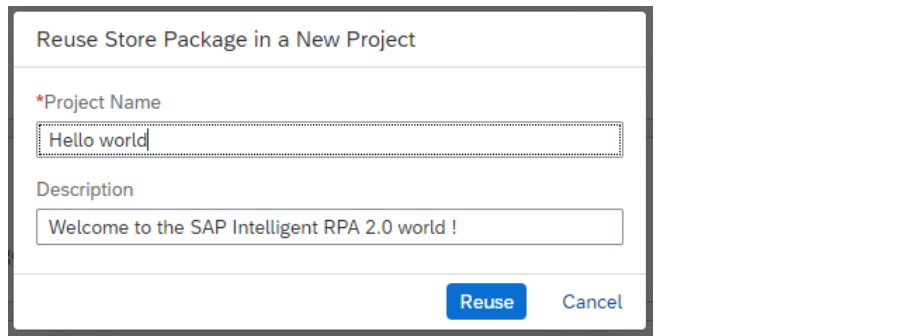
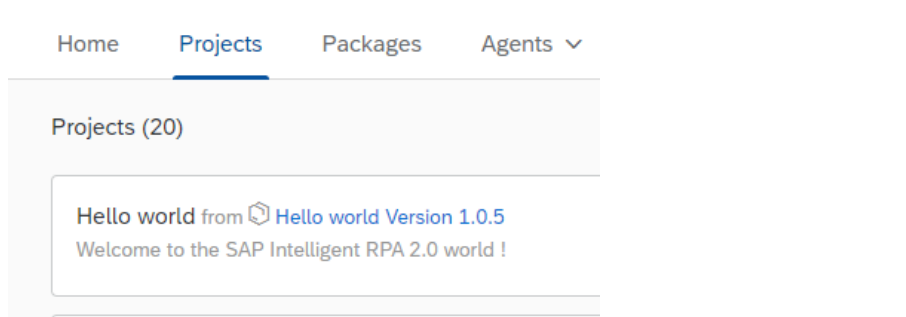
IMPORTANT RECOMMENDATION

General

To use this sample, you need to have a basic knowledge and understanding of SAP Intelligent Robotic Process Automation tool. At the very least you need to know how to build an automation, add and modify activities and generate a package.

Reuse the package as a new project

Note: screenshot might display a different name than the one of this package.

<p>From the Cloud Factory, open the Store tab and select the sample you want to retrieve.</p> <p>Click on the Get button.</p>	 <p>The screenshot shows the 'Hello world' package page in the SAP Cloud Factory Store. It includes a 'Business Content' tab, 'Details' (Author: Cloud Studio, Design Tool: Cloud Studio, Category: Development), and 'Summary' (Welcome to the SAP Intelligent RPA 2.0 world!). The 'Description' section contains links to learn how to use Cloud Studio and test an automation. The 'Reuse as Project' section states the package is reusable. The 'Package Details' section shows Version 1.0.5, published on March 5, 2021, with a 'Get' button. The content includes 'Automations' (Hello World) and 'Dependencies' (SAP Intelligent RPA Core SDK, SAP Intelligent RPA Excel SDK).</p>
<p>Once the package is retrieved, open the Packages tab of the Cloud Factory.</p> <p>Click on the Options button of the package you just retrieved and select the option Reuse.</p>	 <p>The screenshot shows the 'Hello world' package in the 'Packages' tab. It displays the package name, version (1.0.5), and release status. An options menu is open, showing 'Reuse this package' as the selected option.</p>
<p>Set a name for the project to be created.</p>	 <p>The screenshot shows a dialog box titled 'Reuse Store Package in a New Project'. It has a 'Project Name' field with 'Hello world' entered and a 'Description' field with 'Welcome to the SAP Intelligent RPA 2.0 world !'. There are 'Reuse' and 'Cancel' buttons at the bottom.</p>
<p>Open the project that has just been created.</p>	 <p>The screenshot shows the 'Projects' tab in the SAP Cloud Factory. It displays a list of projects, with the newly created project 'Hello world from Hello world Version 1.0.5' visible. The description 'Welcome to the SAP Intelligent RPA 2.0 world !' is also shown.</p>
<p>If needed, update the content of this project, and generate a new package from it.</p>	

You need to execute this procedure to be able to open the project and see all its content (the captured applications, the declared items, the automations, etc.).

PREREQUISITES

Global setup

SAP Intelligent Robotic Process Automation must be installed in accordance with the installation guide available [here](#).

An SAP Intelligent RPA Factory must be available with a suitable environment (containing an agent). All information can be found in the “Getting Started” section accessible via the above link.

Specific steps to follow before testing the automations

- Download the file *Invoice.xlsx* which is in the package, and put it at the following location:
C:/invoice.xlsx

VERSION

The product versions used to generate this sample are detailed below. This sample is provided “as is”, with no warranty that it will work correctly with other versions. If some versions of your software are different (such as the tool version or the target application version), you may need to recapture the application and/or update the workflow activities.

SAP Intelligent RPA

This sample targets the Desktop Agent **2.0.7** or higher.

The following SDK dependencies were used to generate this package:

irpa_core	1.14.54
irpa_excel	1.14.54
irpa_outlook	N/A
irpa_pdf	N/A
irpa_ui5	N/A
irpa_word	N/A
irpa_powerpoint	N/A

See [documentation](#) for more details about the compatibility between SDK version and Desktop Agent.

Target application

N/A

www.sap.com/contactsap

© 2019 SAP SE or an SAP affiliate company. All rights reserved.

No part of this publication may be reproduced or transmitted in any form or for any purpose without the express permission of SAP SE or an SAP affiliate company.

The information contained herein may be changed without prior notice. Some software products marketed by SAP SE and its distributors contain proprietary software components of other software vendors. National product specifications may vary.

These materials are provided by SAP SE or an SAP affiliate company for informational purposes only, without representation or warranty of any kind, and SAP or its affiliated companies shall not be liable for errors or omissions with respect to the materials. The only warranties for SAP or SAP affiliate company products and services are those that are set forth in the express warranty statements accompanying such products and services, if any. Nothing herein should be construed as constituting an additional warranty.

In particular, SAP SE or its affiliated companies have no obligation to pursue any course of business outlined in this document or any related presentation, or to develop or release any functionality mentioned therein. This document, or any related presentation, and SAP SE's or its affiliated companies' strategy and possible future developments, products, and/or platform directions and functionality are all subject to change and may be changed by SAP SE or its affiliated companies at any time for any reason without notice. The information in this document is not a commitment, promise, or legal obligation to deliver any material, code, or functionality. All forward-looking statements are subject to various risks and uncertainties that could cause actual results to differ materially from expectations. Readers are cautioned not to place undue reliance on these forward-looking statements, and they should not be relied upon in making purchasing decisions.

SAP and other SAP products and services mentioned herein as well as their respective logos are trademarks or registered trademarks of SAP SE (or an SAP affiliate company) in Germany and other countries. All other product and service names mentioned are the trademarks of their respective companies. See www.sap.com/copyright for additional trademark information and notices.

THE BEST RUN

